

## External Minor Caliper

### External Calipers - Long Leg:

- Graduations 0.02mm
- Effective leg length 87mm
- Maximum groove depth = A / Minimum width = B

### External Calipers - Short Leg:

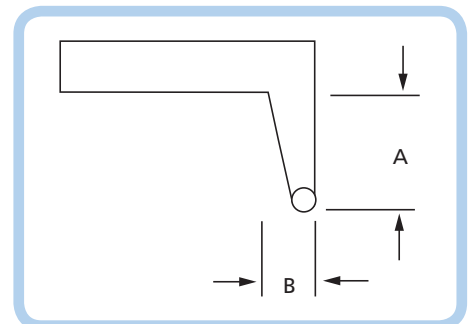
- Graduations 0.01mm
- Effective leg length 39.7mm
- Maximum groove depth = A / Minimum width = B



MWCAE201M



MWCAE101M



### EXTERNAL CALIPERS

Code No	Range	Depth - A	Width - B
<b>EXTERNAL CALIPERS: Long Leg</b>			
MWCAE201M	0-20mm	9.30mm	3.0mm
<b>EXTERNAL CALIPERS: Short Leg</b>			
MWCAE101M	0-10mm	9.30mm	3.0mm

## Internal Minor Caliper

### Internal Calipers - Long Leg:

- Graduations 0.02mm
- Effective leg length 87mm
- Maximum groove depth = A / minimum width = B

### Internal Calipers - Short Leg:

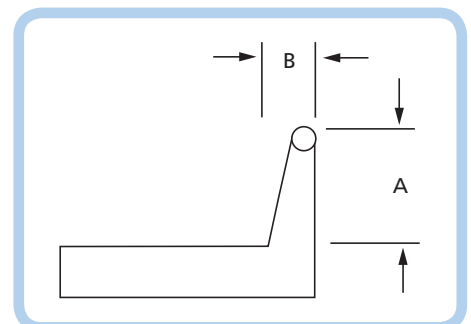
- Graduations 0.01mm
- Effective leg length 39.7mm
- Maximum groove depth = A / minimum width = B



MWCAI202M



MWCAI101M



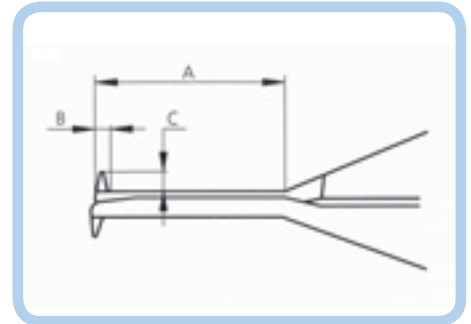

### INTERNAL CALIPERS

Code No	Range	Depth - A	Width - B
<b>INTERNAL CALIPERS: Long Leg</b>			
MWCAI201M	10-30mm	3.3mm	1.8mm
MWCAI202M	20-40mm	7.0mm	2.5mm
MWCAI203M	30-50mm	9.75mm	2.8mm
MWCAI204M	40-60mm	9.75mm	2.8mm
MWCAI205M	50-70mm	9.75mm	2.8mm
<b>INTERNAL CALIPERS: Short Leg</b>			
MWCAI101M	5-15mm	1.1mm	1.5mm
MWCAI102M	10-20mm	3.3mm	1.5mm
MWCAI103M	15-25mm	4.0mm	1.8mm
MWCAI104M	20-30mm	7.0mm	2.5mm
MWCAI105M	25-35mm	9.0mm	2.8mm

## Internal Digitronic Caliper 432 Series

### Features

- Large LCD display
- 0.005mm / 0.0002" resolution
- Preset capability
- Direct Inch/Metric conversion
- Absolute / Incremental measurements



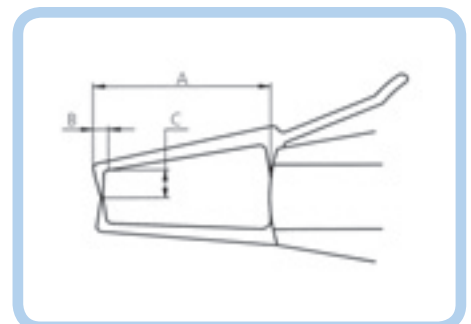

### INTERNAL DIGITRONIC CALIPER SPECIFICATION

Code No	Range mm	Range Inch	Dims A(mm)	Dims B(mm)	Dims C(mm)	Contact Radius
MW432-01DC	5-15mm	0.2-0.6"	20.0	1.0	1.5	0.3mm
MW432-02DC	10-20mm	0.4-0.8"	25.0	1.5	3.0	0.3mm
MW432-03DC	20-30mm	0.8-1.2"	30.0	2.0	6.5	0.5mm
MW432-04DC	30-40mm	1.2-1.6"	30.0	2.5	9.0	0.5mm
MW432-05DC	40-50mm	1.6-2.0"	30.0	2.5	9.0	0.5mm

## External Digitronic Caliper 442 Series

### Features

- Large LCD display
- 0.005mm / 0.0002" resolution
- Preset capability
- Direct Inch / Metric conversion
- Absolute / Incremental measurements



### EXTERNAL DIGITRONIC CALIPER SPECIFICATION


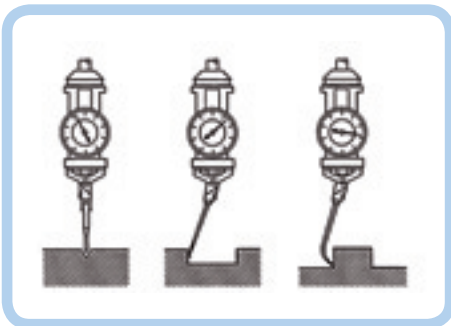
Code No	Range mm	Range Inch	Dims A(mm)	Dims B(mm)	Dims C(mm)	Contact Radius
MW442-01DC	0-10mm	0.2-0.4"	40.0	3.0	8.0	0.5mm
MW442-02DC	10-20mm	0.4-0.8"	40.0	3.0	8.0	0.5mm
MW442-03DC	20-30mm	0.8-1.2"	40.0	3.0	8.0	0.5mm
MW442-04DC	30-40mm	1.2-1.6"	40.0	3.0	8.0	0.5mm
MW442-05DC	40-50mm	1.6-2.0"	40.0	3.0	8.0	0.5mm

## Universal Centre Finder With Indicator 612 Series

### Features

Standard: Factory Standard

- Universal equipment for finding the centre of a bore or to measure the concentricity of work pieces
- Indicator always faces operator, also when spindle runs
- With double indicator for maximum accuracy
- For vertical and horizontal use
- Includes 6 touch points for internal and external measurement



### UNIVERSAL CENTRE FINDER WITH INDICATOR

Code No	Description	Int. range	Ext. range	Concentricity	Accuracy	Indicator range
MW612-01	Center finder	3.5-300mm	0-300mm	0.005mm	0.01mm	0-3mm

## Digital Bore Gauging

### Features

Standard: DIN 863 - Part 4

- Measurement range from 6 - 100mm
- Ergonomically designed pistol grip body
- Functions include 2 pre-set memories, tolerance indicator lights and mm/inch conversion
- RS232 data output facility
- Self centring measuring heads with tungsten carbide contact points
- Setting rings provided with each instrument complete with traceable certification
- Blind bore measurement on all instruments above 12.5mm



### BOXED SETS

Code No	Range	Maximum bore depth	Accuracy
MWSD-610	6-10mm	58mm	0.004mm
MWSD-1020	10-20mm	62mm	0.004mm
MWSD-2050	20-50mm	66mm	0.004mm
MWSD-50100	50-100mm	82mm	0.005mm
MWSD-620	6-20mm	58-62mm	0.004mm
MWSD-20100	20-100mm	66-82mm	0.005mm

## Analogue Bore Gauging

### Features

Standard: DIN 863

- Range 2-300mm
- 2-6mm 2 point / 6-300mm 3 point measurement
- Tungsten carbide contact points above 12.5mm
- Traceable certificates supplied as standard with all micrometers and setting rings
- Blind bore measurement from 2 - 6mm and above 12.5mm diameter
- Micrometer head fitted with a ratchet for constant gauging pressure
- Supplied in robust fitted case
- Extensions available above 6mm for deep hole measurement
- Price includes setting ring
- Available as individual instruments or boxed sets



### ANALOGUE BORE GAUGING

Code No	Range	Accuracy	Depth
MW-225	2-2.5mm	0.004mm	9mm
MW-253	2.5-3mm	0.004mm	9mm
MW-34	3-4mm	0.004mm	12mm
MW-45	4-5mm	0.004mm	18mm
MW-56	5-6mm	0.004mm	18mm
MW-68	6-8mm	0.004mm	58mm
MW-810	8-10mm	0.004mm	58mm
MW-10125	10-12.5mm	0.004mm	58mm
MW-12516	12.5-16mm	0.004mm	62mm
MW-1620	16-20mm	0.004mm	62mm
MW-2025	20-25mm	0.004mm	66mm
MW-2535	25-35mm	0.004mm	66mm
MW-3550	35-50mm	0.004mm	80mm
MW-5065	50-65mm	0.005mm	80mm
MW-6580	65-80mm	0.005mm	80mm
MW-80100	80-100mm	0.005mm	100mm
MW-100125	100-125mm	0.006mm	115mm
MW-125150	125-150mm	0.006mm	115mm
MW-150175	150-175mm	0.007mm	115mm
MW-175200	175-200mm	0.007mm	115mm
MW-200225	200-225mm	0.008mm	118mm
MW-225250	225-250mm	0.008mm	118mm
MW-250275	250-275mm	0.009mm	118mm
MW-275300	275-300mm	0.009mm	118mm

### BOXED SETS

Code No	Range
MWS-23	2-3mm
MWS-36	3-6mm
MWS-610	6-10mm
MWS-1020	10-20mm
MWS-2050	20-50mm
MWS-50100	50-100mm
MWS-100150	100-150mm
MWS-150200	150-200mm

## Bore Gauge Sets 316 Series

### Features

- With interchangeable contact points
- Set of carbide tipped contact points included
- Unique self centring device
- Supplied with dial indicator, resolution 0.01mm
- Packed as set with all necessary accessories to measure the complete range as shown




### BORE GAUGE SETS

Code No	Range	Resolution
MW316-01	6-10mm	0.01mm
MW316-02	10-18mm	0.01mm
MW316-03	18-35mm	0.01mm
MW316-04	35-50mm	0.01mm
MW316-05	50-160mm	0.01mm
MW316-06	100-250mm	0.01mm

## Digitronic Bore Gauge Sets 316 Series

### Features

- With interchangeable contact points
- Set of carbide tipped contact points included
- Unique self centring device
- Supplied with digital indicator with bar graph and numerical display
- Packed as set with all necessary accessories to measure the complete range as shown



### DIGITRONIC BORE GAUGE SETS

Code No	Range	Resolution
MW316-12D	35-160mm	0.001mm / 0.00005"